

jfgz8d1  
d03212

Control Valve 23

D03212

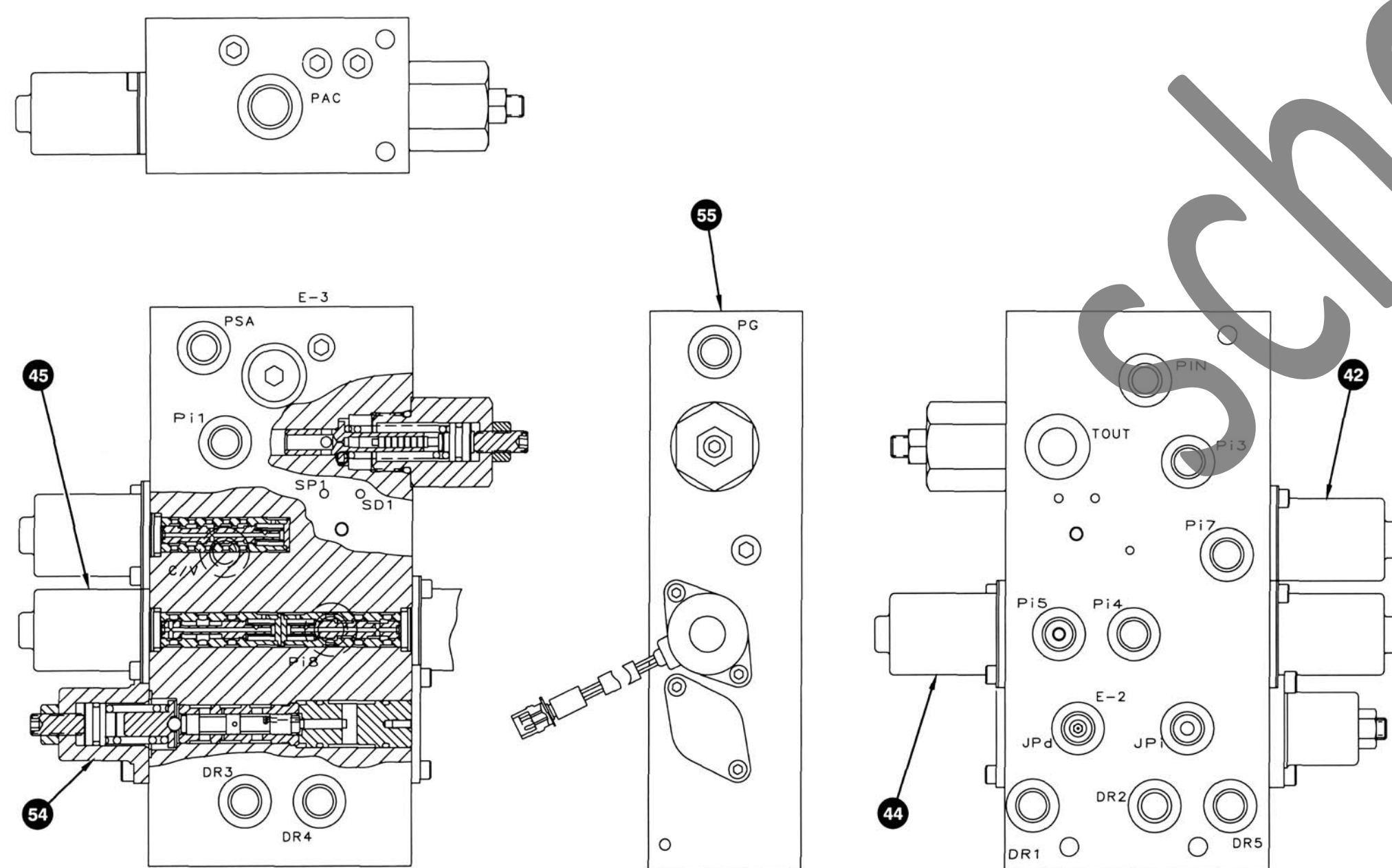
# Schematic

## 320, 320L & 320N Excavators Hydraulic System (Rexroth Pump)

320: 2DL214-UP	320L: 9KK1359-UP	320N: 1XM1-UP
-------------------	---------------------	------------------

© 1994 Caterpillar  
All Rights Reserved

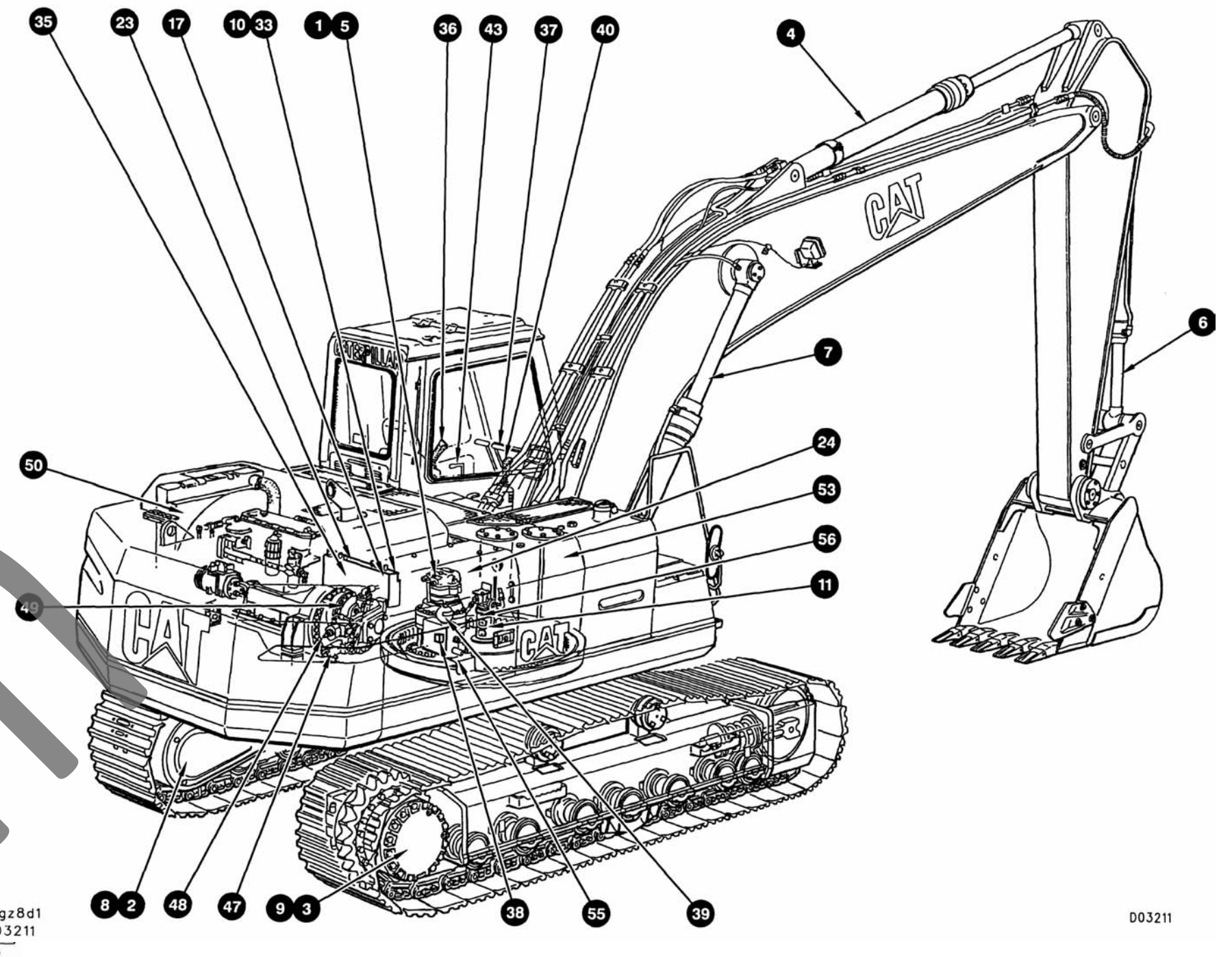
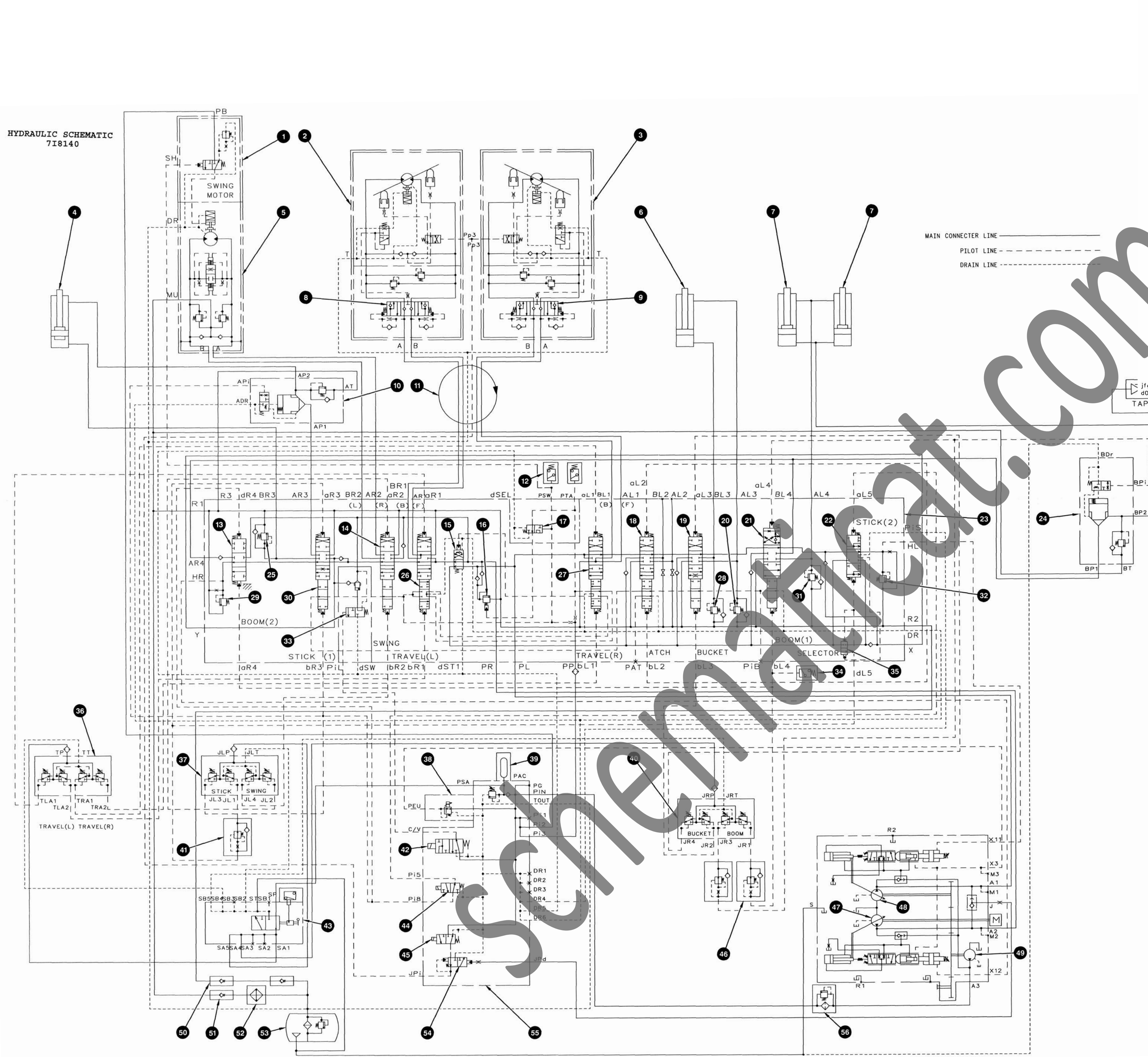
Printed in U.S.A.



jxxz8d1  
d03346

Pilot Manifold 55

D03346



STANDARD COMPONENTS	
Item	Component
1	Swing Parking Brake Control Valve
2	Travel Motor (Left)
3	Travel Motor (Right)
4	Stick Cylinder
5	Swing Motor
6	Bucket Cylinder
7	Boom Cylinders
8	Travel Brake Valve (Left)
9	Travel Brake Valve (Right)
10	Stick Drift Reduction Valve
11	Swivel
12	Pressure Switch (Implement)
13	Boom II Control Valve
14	Swing Control Valve
15	Straight Travel Valve
16	Main Relief Valve
17	Pressure Control Valve
18	Attachment Control Valve
19	Bucket Control Valve
20	Relief Valve (Bucket Cylinder Rod End)
21	Boom I Control Valve
22	Stick II Control Valve
23	Control Valve
24	Boom Drift Reduction Valve
25	Relief Valve (Stick Cylinder Head End)
26	Left Travel Control Valve
27	Right Travel Control Valve
28	Relief Valve (Bucket Cylinder Head End)
29	Negative Flow Control Relief Valve
30	Stick I Control Valve
31	Relief Valve (Boom Cylinder Rod End)
32	Negative Flow Control Relief Valve
33	Pressure Control Valve
34	Pressure Control Valve
35	Selector Valve
36	Pilot Control Valve
37	Pilot Control Valve
38	Proportional Reducing Valve
39	Accumulator
40	Pilot Control Valve
41	Shock Reducing Valve (Stick)
42	Solenoid Valve (Swing Priority)
43	Hydraulic Activation Control Valve
44	Solenoid Valve (Fine Control)
45	Solenoid Valve (Travel Speed)
46	Shock Reducing Valve (Boom)
47	Lower Pump
48	Upper Pump
49	Pilot Pump
50	Bypass Check Valve
51	Slow Return check Valve
52	Oil Cooler
53	Hydraulic Tank
54	Automatic travel Speed Change Valve
55	Pilot Manifold
56	Pilot Filter

