

**Main Control Valve 15**

# Schematic

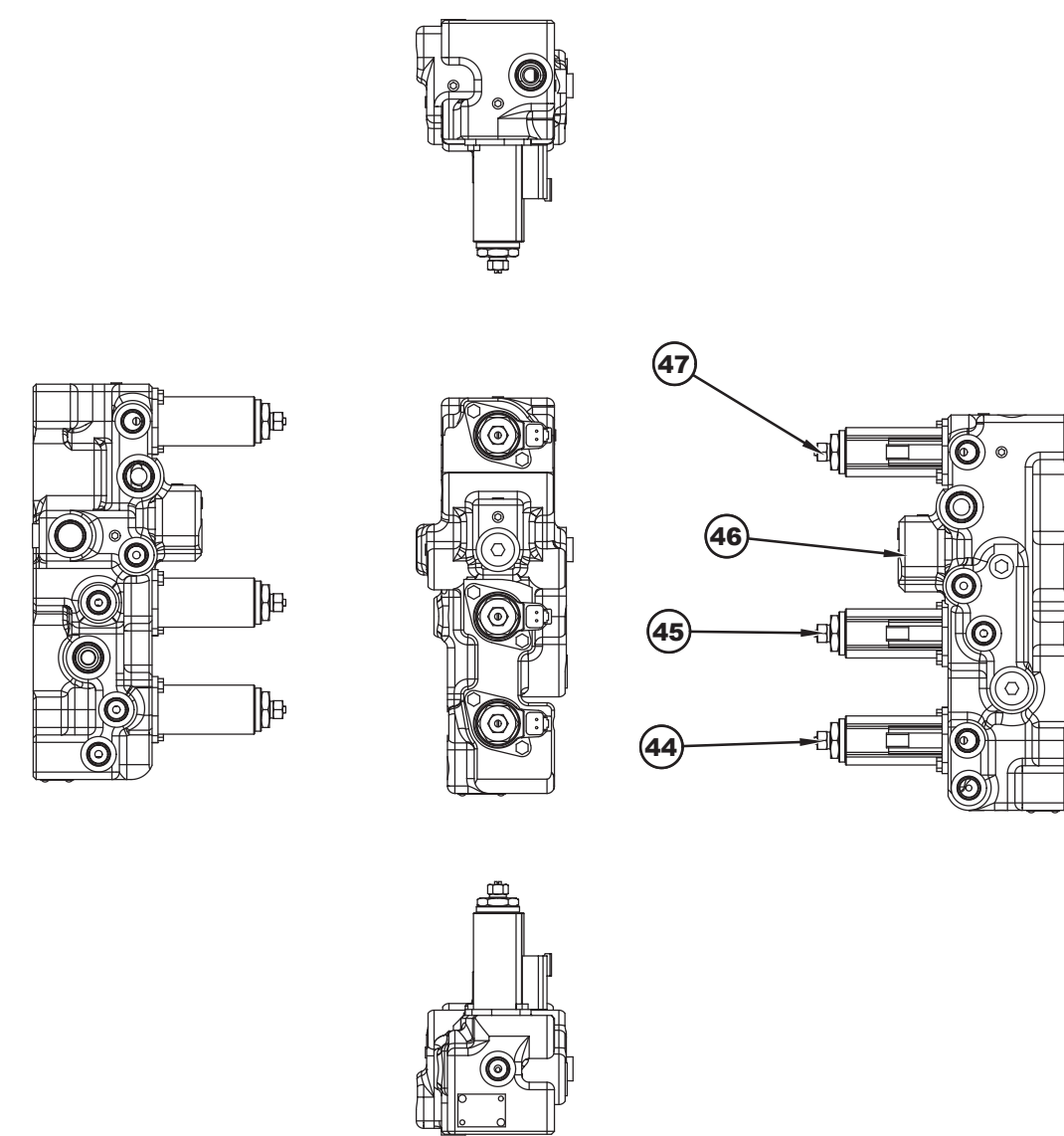
---

## 320C Forest Machine Hydraulic System

---

BKK1-UP  
TBR1-UP

SchematicCat.com



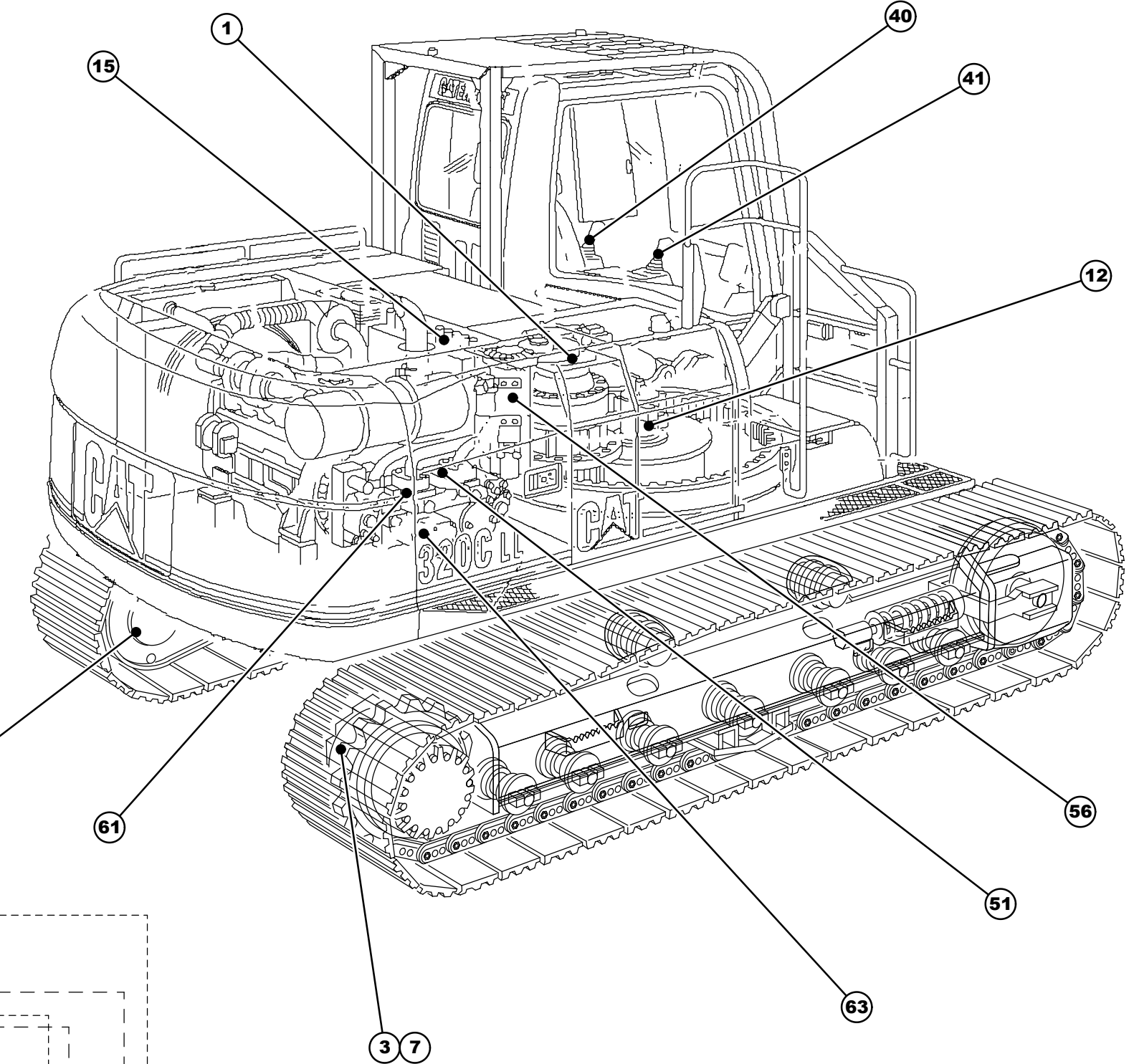
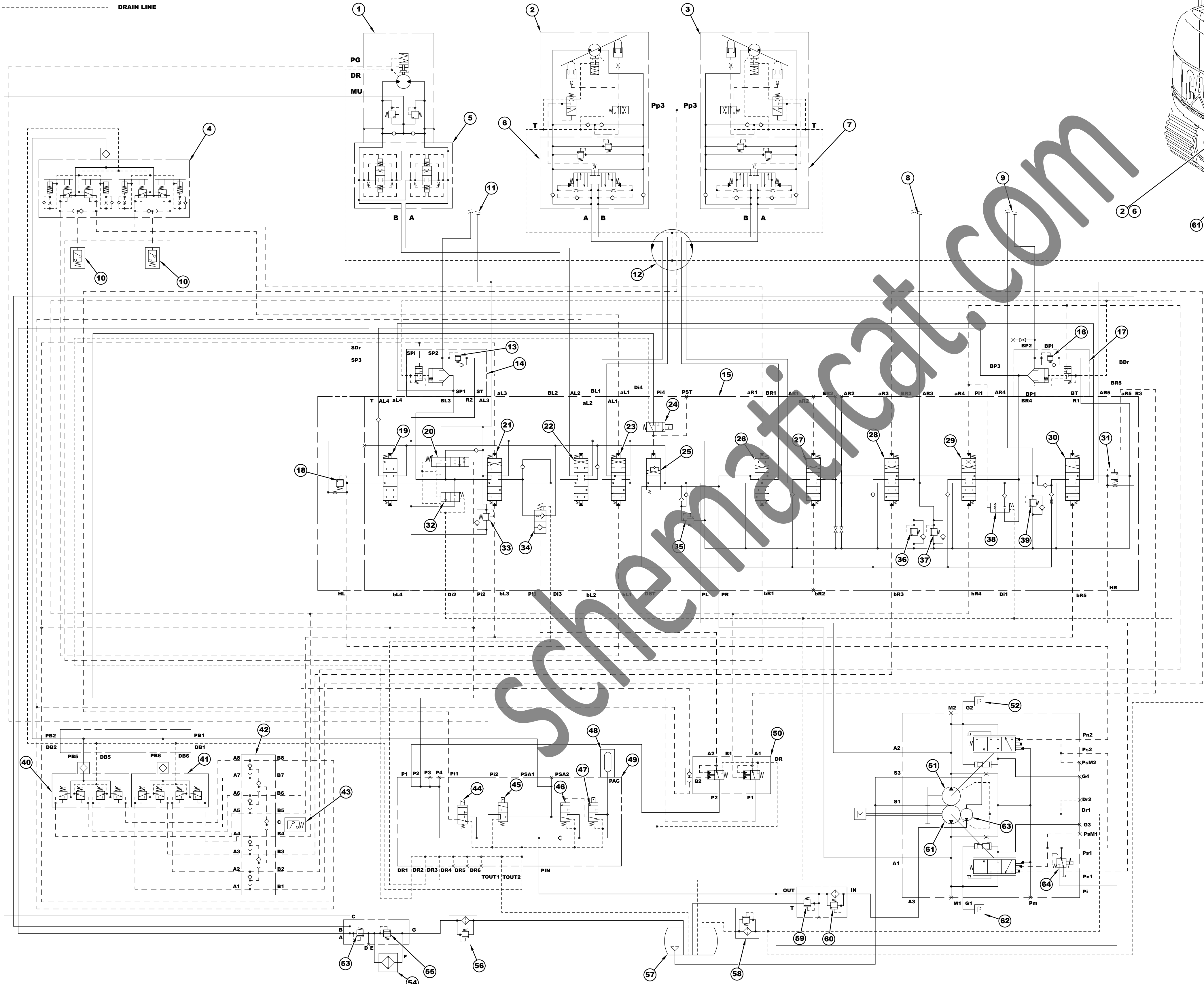
**Pilot Manifold 49**

# Hydraulic Schematic

## 210-3014

This Attachment Schematic is intended to be used in conjunction with the Standard Hydraulic Schematic in this Service Manual.

— MAIN CONNECTOR LINE  
 - - - PILOT LINE  
 - - - DRAIN LINE



STANDARD COMPONENTS			
Item No.	Component	Item No.	Component
1	Swing Motor	33	Line Relief Valve (Stick Cylinder)
2	Travel Motor (Left)	34	Variable Swing Priority Valve
3	Travel Motor (Right)	35	Main Relief Valve
4	Pilot Control Valve (Travel)	36	Line Relief Valve (Work Tool)
5	Anti-Reaction Valve	37	Line Relief Valve (Work Tool)
6	Travel Brake Valve (Left)	38	Boom Regeneration Valve
7	Travel Brake Valve (Right)	39	Line Relief Valve (Boom Cylinder)
8	Work Tool Lines	40	Pilot Control Valve (Swing and Stick)
9	Boom Lines	41	Pilot Control Valve (Boom and Work Tool)
10	Pressure Switches	42	Logic Valve
11	Stick Cylinder Lines	43	Pressure Switch
12	Swivel	44	Solenoid Valve (Travel Speed)
13	Line Relief Valve (Stick Cylinder)	45	Solenoid Valve (Swing Parking Brake)
14	Stick Lowering Control Valve	46	Valve (Hydraulic Activation)
15	Main Control Valve	47	Hydraulic Activation Control Valve
16	Line Relief Valve (Boom Cylinder)	48	Accumulator
17	Boom Lowering Control Valve	49	Pilot Manifold
18	Negative Flow Control Relief Valve	50	Reducing Valve (Swing/Boom Priority Mode)
19	Boom II Control Valve	51	Left Pump
20	Stick Regeneration Valve	52	Pressure Sensor (Left Pump)
21	Stick I Control Valve	53	Slow Return Check Valve
22	Swing Control Valve	54	Oil Cooler
23	Left Travel Control Valve	55	Bypass Check Valve
24	Straight Travel Control Solenoid	56	Return Filter
25	Straight Travel Control Valve	57	Hydraulic Tank
26	Right Travel Control Valve	58	Drain Filter
27	Attachment Control Valve	59	Pilot Relief Filter
28	Work Tool Control Valve	60	Pilot Filter
29	Boom I Control Valve	61	Right Pump
30	Stick II Control Valve	62	Pressure Sensor (Right Pump)
31	Negative Flow Control Relief Valve	63	Pilot Pump
32	Stick Unloading Valve	64	Proportional Reducing Valve (Power Shift)