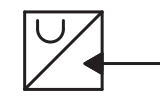
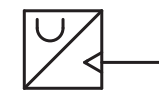


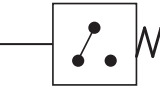
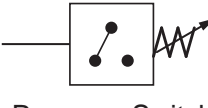
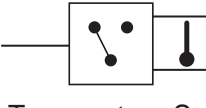

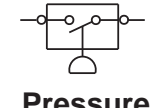
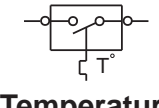
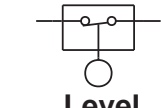
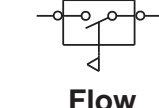


Schematic

324D, 325D, 326D, 326D2, 328D LCR, 329D,
329D2, 330D, 336D, 336D2, 340D, 340D2, 345C,
345D, 349D, 349D2, 365C, 374D, 385C, 390D
and M325D Excavators
Air Conditioning Electrical System

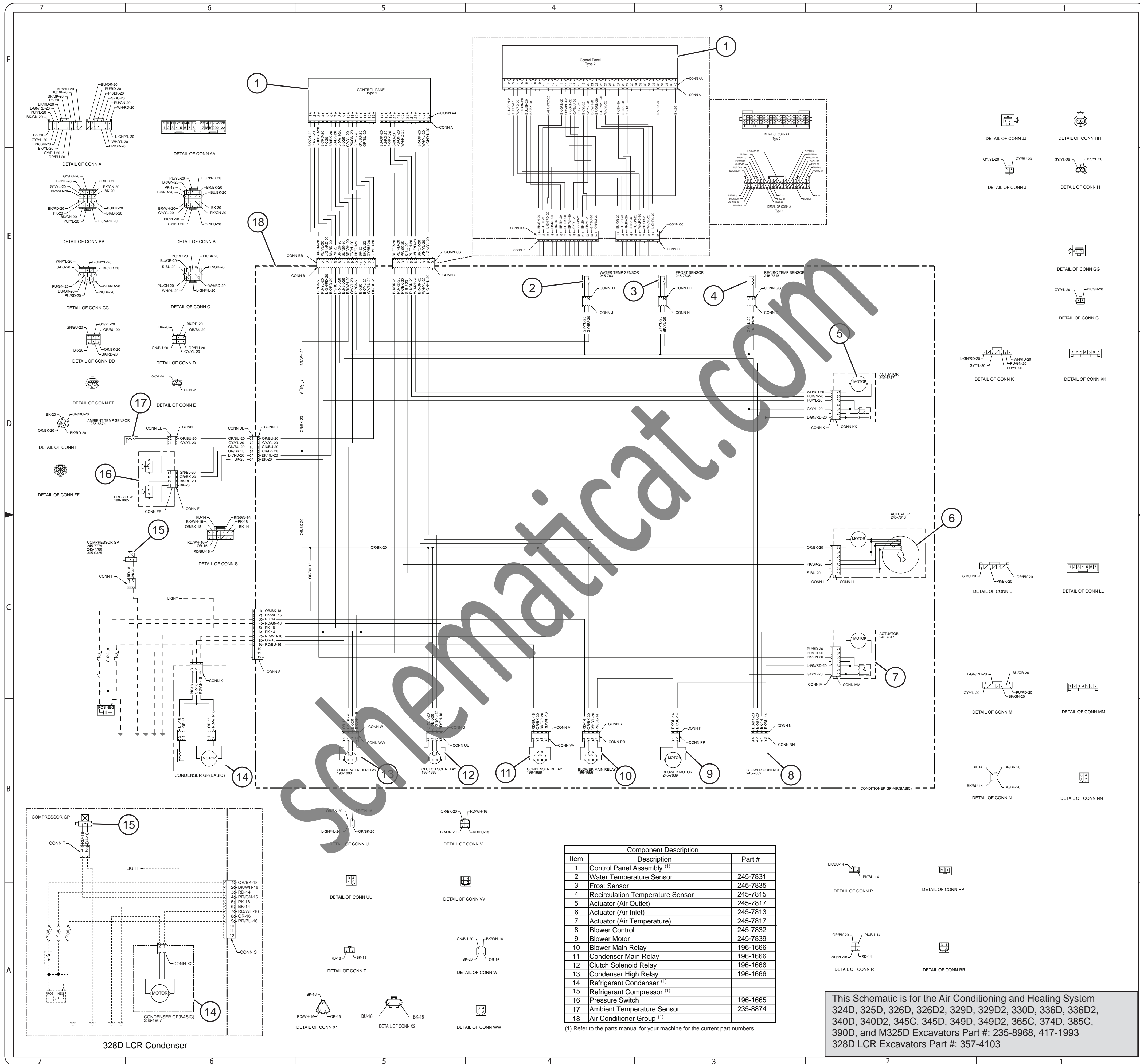
Electrical Symbols Table

Hydraulic Symbols (Electrical)			
			
Transducer (Fluid)	Transducer (Gas / Air)	Generator	Electric Motor
			
Pressure Switch	Pressure Switch (Adjustable)	Temperature Switch	Electrical Wire
Electrical Symbols (Electrical)			
			
Pressure Symbol	Temperature Symbol	Level Symbol	Flow Symbol
Wire Number Identification Codes			
Electrical Schematic Example Current Standard Harness identification code This example indicates wire 135 in harness "AG". 325-AG135 PK-14 Wire Wire Color Wire Gauge Circuit Identification Number		Hydraulic Schematic Example Current Standard Circuit Number Identification Wire Color 325-PK (EXAMPLE VALVE)	
Previous Standard Wire Wire Color 325-PK-14 Circuit Number Identification Wire Gauge			

SAFETY.CAT.COM

© 2014 Caterpillar CAT, CATERPILLAR, their respective logos, "Caterpillar Yellow", and the POWER EDGE trade dress as well as corporate and product identity used herein, are trademarks of Caterpillar and may not be used without permission

SchematicCat.com



Item	Description	Part #
1	Control Panel Assembly (1)	
2	Water Temperature Sensor	245-7831
3	Frost Sensor	245-7835
4	Recirculation Temperature Sensor	245-7815
5	Actuator (Air Outlet)	245-7817
6	Actuator (Air Inlet)	245-7813
7	Actuator (Air Temperature)	245-7817
8	Blower Control	245-7832
9	Blower Motor	245-7839
10	Blower Main Relay	196-1666
11	Condenser Main Relay	196-1666
12	Clutch Solenoid Relay	196-1666
13	Condenser High Relay	196-1666
14	Refrigerant Condenser (1)	
15	Refrigerant Compressor	196-1665
16	Pressure Switch	196-1666
17	Ambient Temperature Sensor	235-8874
18	Air Conditioner Group (1)	

(1) Refer to the parts manual for your machine for the current part numbers

This Schematic is for the Air Conditioning and Heating System
324D, 325D, 326D, 326D2, 329D, 329D2, 330D, 336D, 336D2,
340D, 340D2, 345C, 345D, 349D, 349D2, 365C, 374D, 385C,
390D, and M325D Excavators Part #: 235-8968, 417-1993
328D LCR Excavators Part #: 357-4103