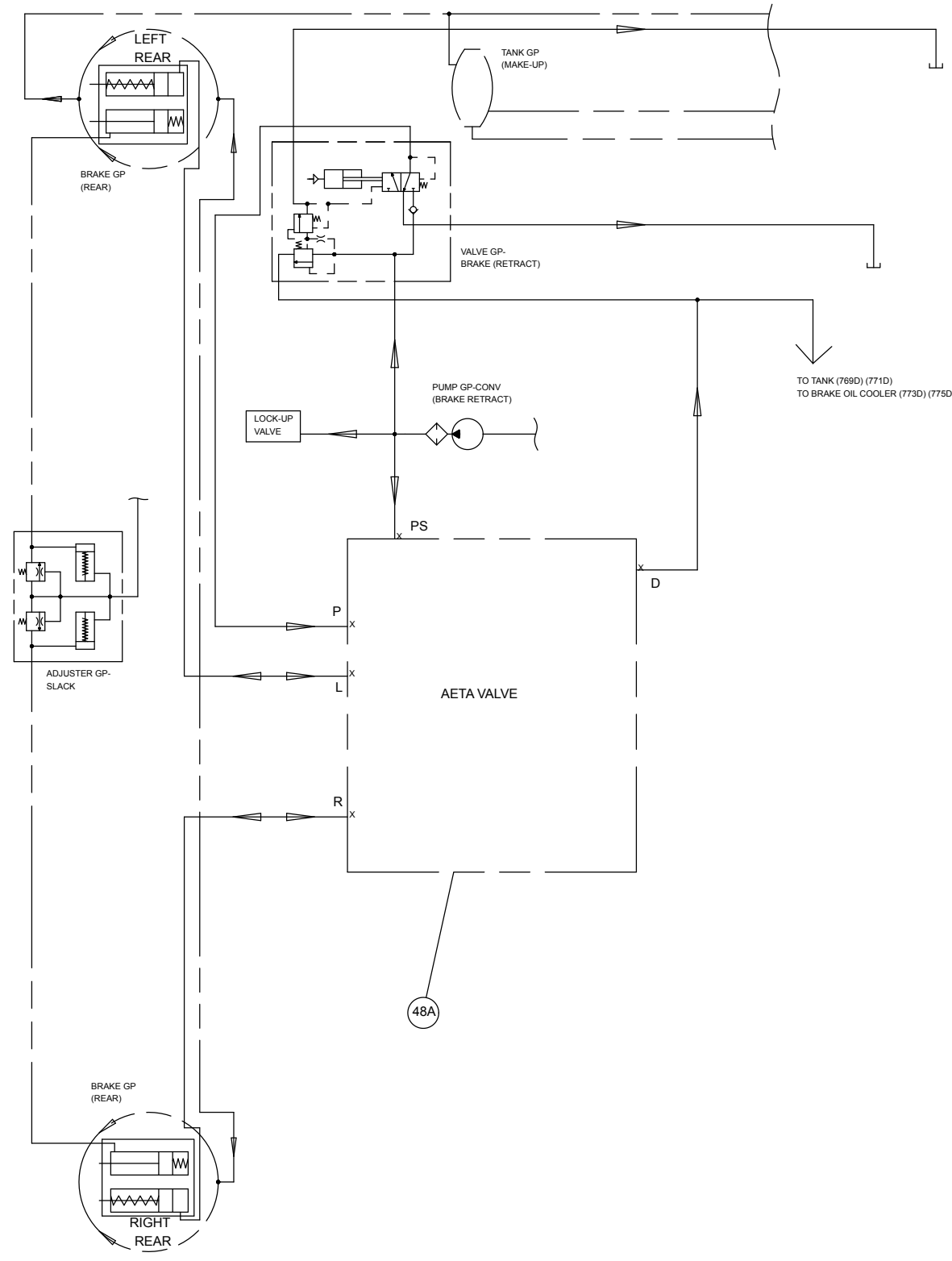


Schematic

769D & 773D Trucks 771D & 775D Quarry Trucks Hydraulic System

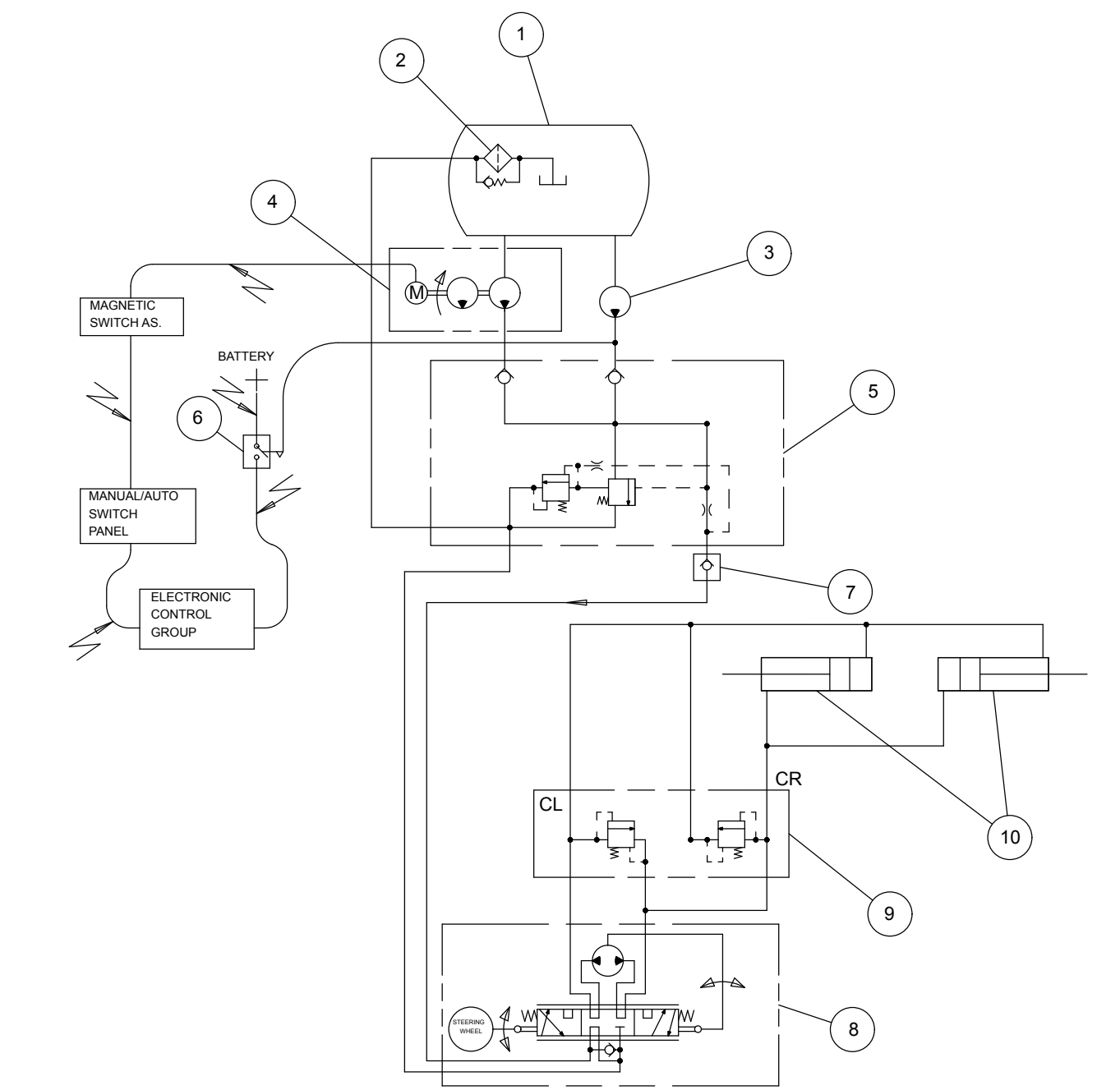
769D: 5TR1-UP
771D: 6JR1-UP
773D: 7ER1-UP
775D: 6KR1-UP



D37168

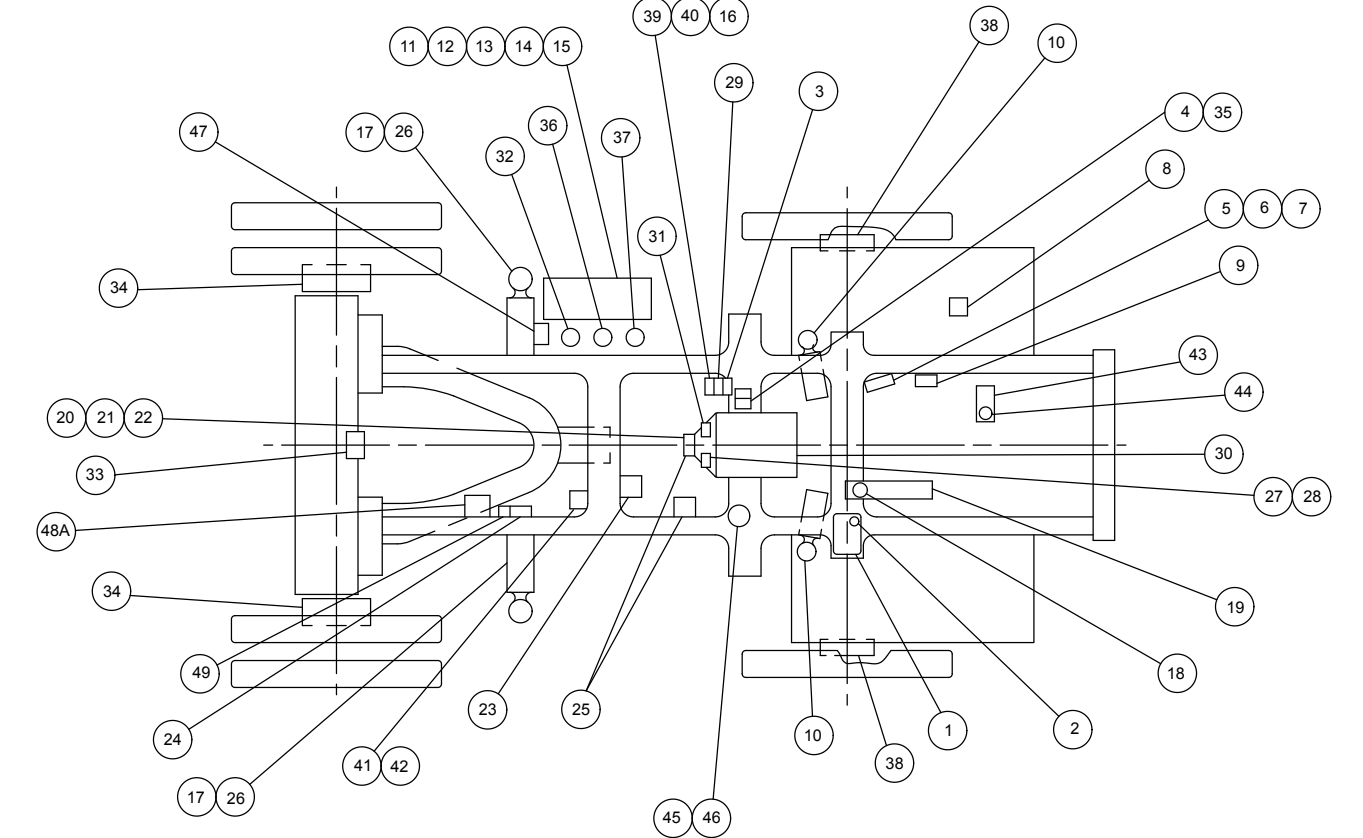
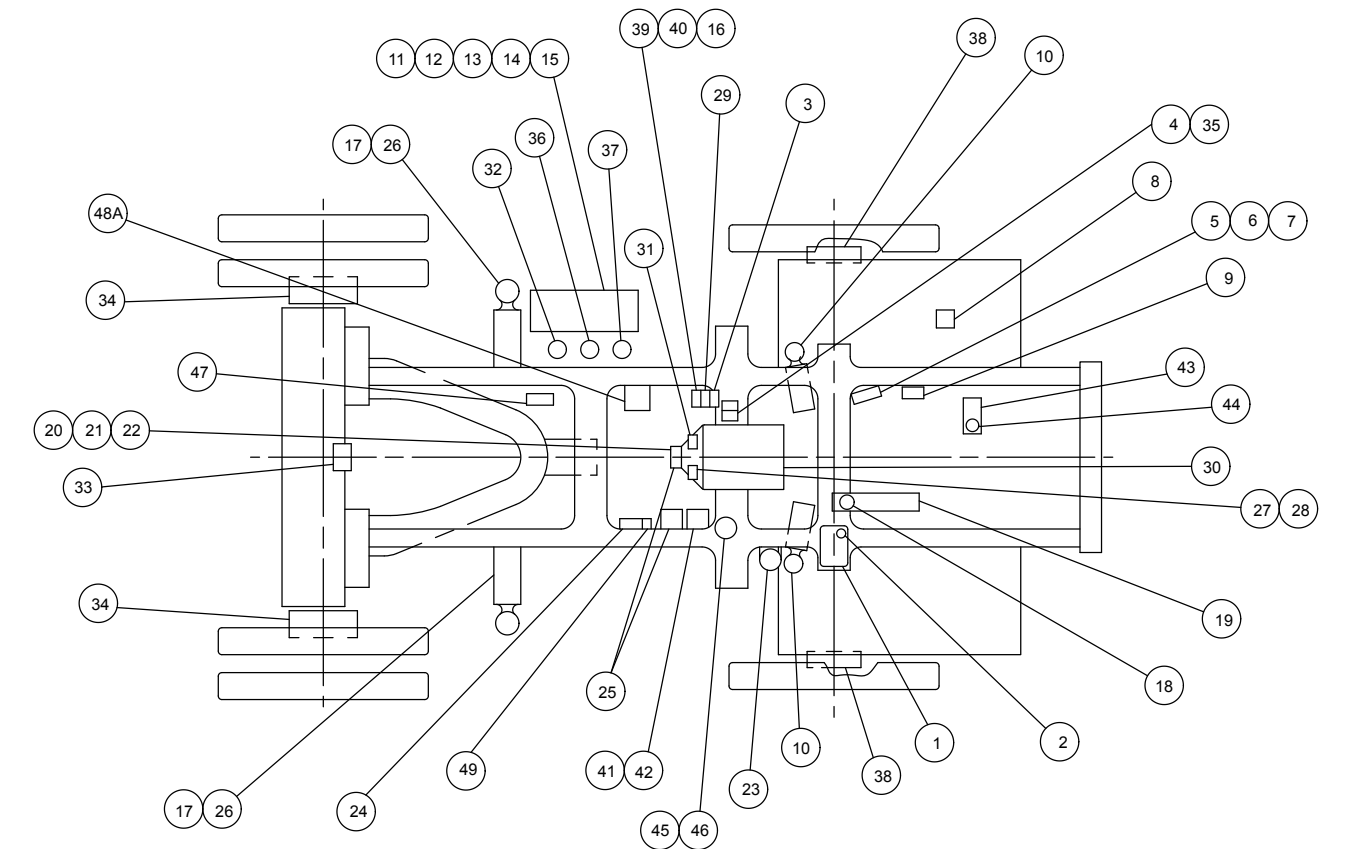
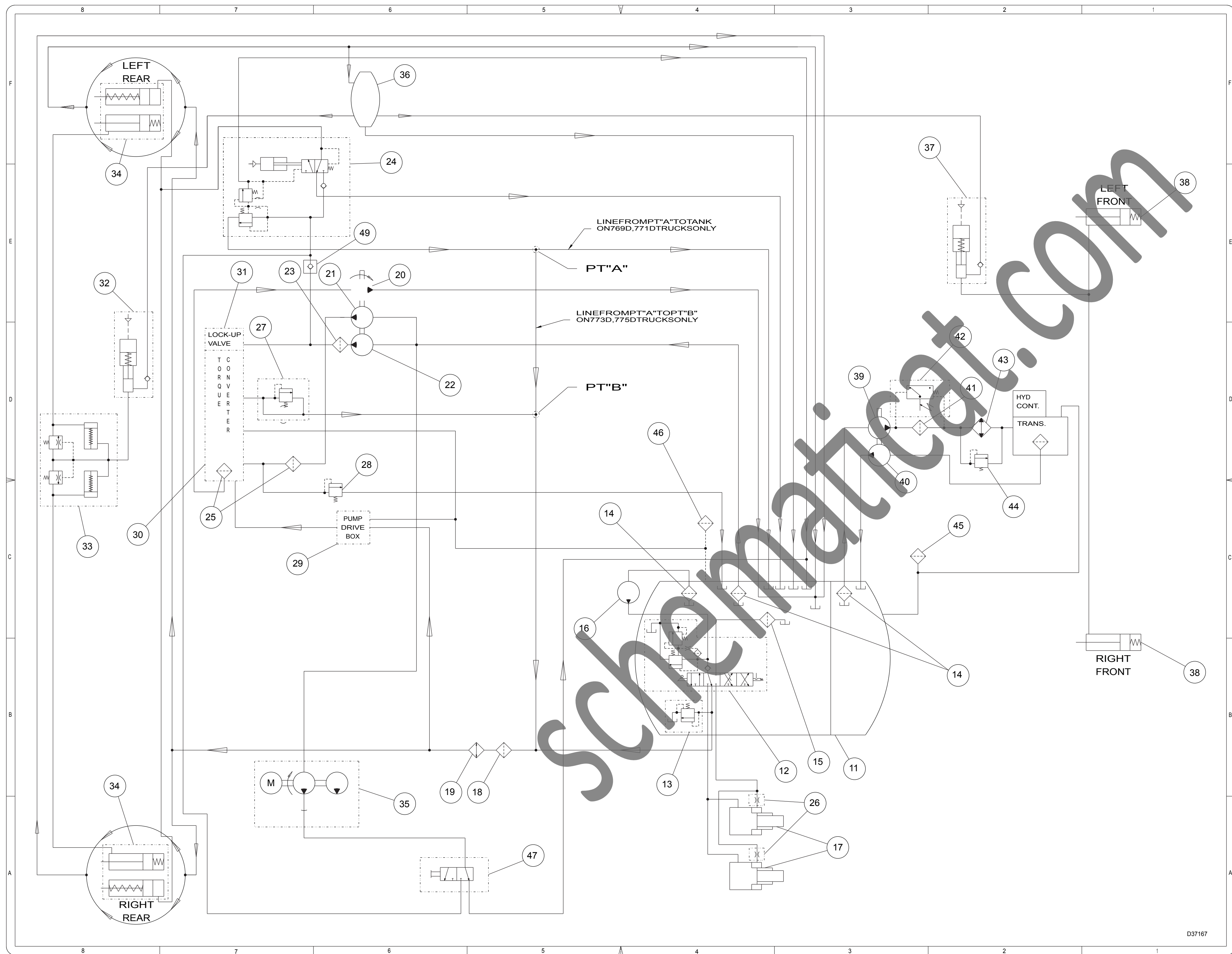
SchematicCat.com

Steering Hydraulic System	
Machine Location Item No.	Component Description
1	Steering Hydraulic Tank Group
2	Steering Hydraulic Tank Filter
3	Steering Gear Pump
4	Electric Supplemental Steering Pump
5	Flow Control Valve Group
6	Flow Switch Assembly
7	Check Valve Group
8	Metering Pump Group
9	Relief Valve Group For Steering Cylinders
10	Steering Cylinder Group



© 1995 Caterpillar
All Rights Reserved

Printed in U.S.A.



Hydraulic System For Power Train, Hoist And Brakes

Machine Location	Component Description	Schematic Location
11	Hydraulic & Transmission Tank	B-3
12	Hoist Control Valve Group	B-4
13	Relief Valve Group	B-4
14	Hydraulic & Transmission Tank Screen Assemblies	C-3,C-4
15	Hydraulic Tank Screen Group	C-4
16	Hoist Gear Pump Group	C-5
17	Hoist Telescoping Cylinder Group	A-4
18	Screen For Oil Cooler	B-5
19	Oil Cooler Core Group	B-5
20	Converter Scavenge Gear Pump Group	E-6
21	Converter Charge Gear Pump Group	E-6
22	Brake Retract Gear Pump Group	D-6
23	Brake Retract Filter	D-6
24	Brake Retract Valve Group	E-6
25	Converter Filter and Sump Group	D-7
26	Orifice Plates	A-4
27	Converter Outlet Relief Valve Group	D-7
28	Converter Inlet Relief Valve Group	C-6
29	Pump Drive Group	C-6
30	Torque Converter Group	D-7
31	Lock-up Clutch Valve Group	D-7
32	Rear Brake Master Cylinder	D-8
33	Stack Adjuster Group For Rear Brakes	D-8
34	Parking And Service Brake Group For Left And Right Rear Wheels	A-8, F-8
35	Electric Supplement Brake Retract Pump	A-6
36	Hydraulic Tank For Brake Make-up	F-6
37	Front Brake Master Cylinder	E-2
38	Hydraulic Calliper Service Brake Groups	B-1, E-1
39	Transmission Charge Pump Group	D-3
40	Transmission Scavenge Gear Pump Group	D-3
41	Transmission Filter Group	D-3
42	Electrical Switch For Transmission Filter Bypass	D-3
43	Oil Cooler Core Assembly	D-2
44	Cooler Inlet Valve Group	D-2
45	Transmission Tank Air Breather	C-3
46	Air Filter And Breather	C-4
47	Diverter Valve Group For Manual Parking Brake Retraction	A-5, A-6
48A	Hydraulic Control Group For Manual Parking Brake Traction Aid (Attachment)	E-6
49	Check Valve Group	E-6