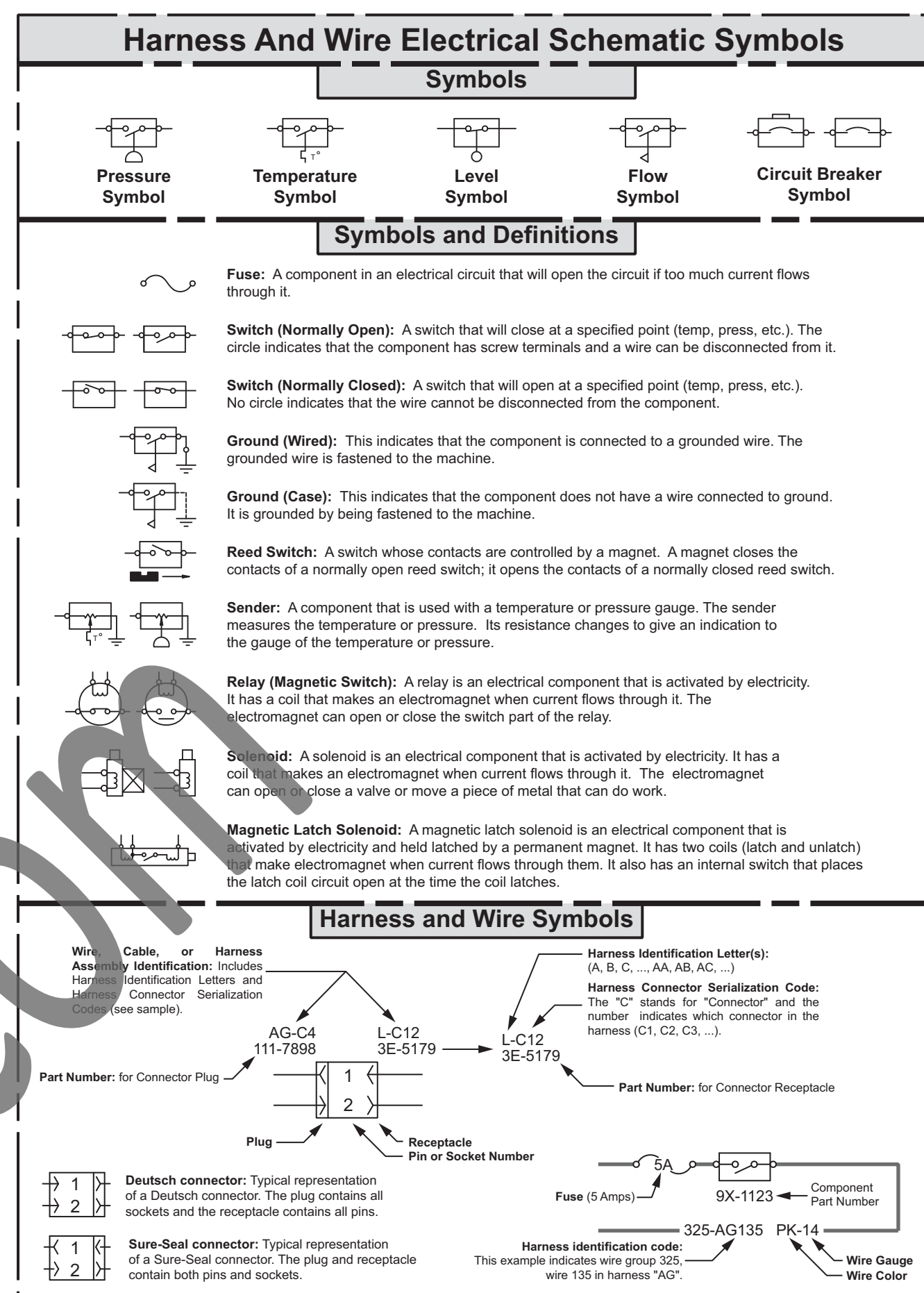


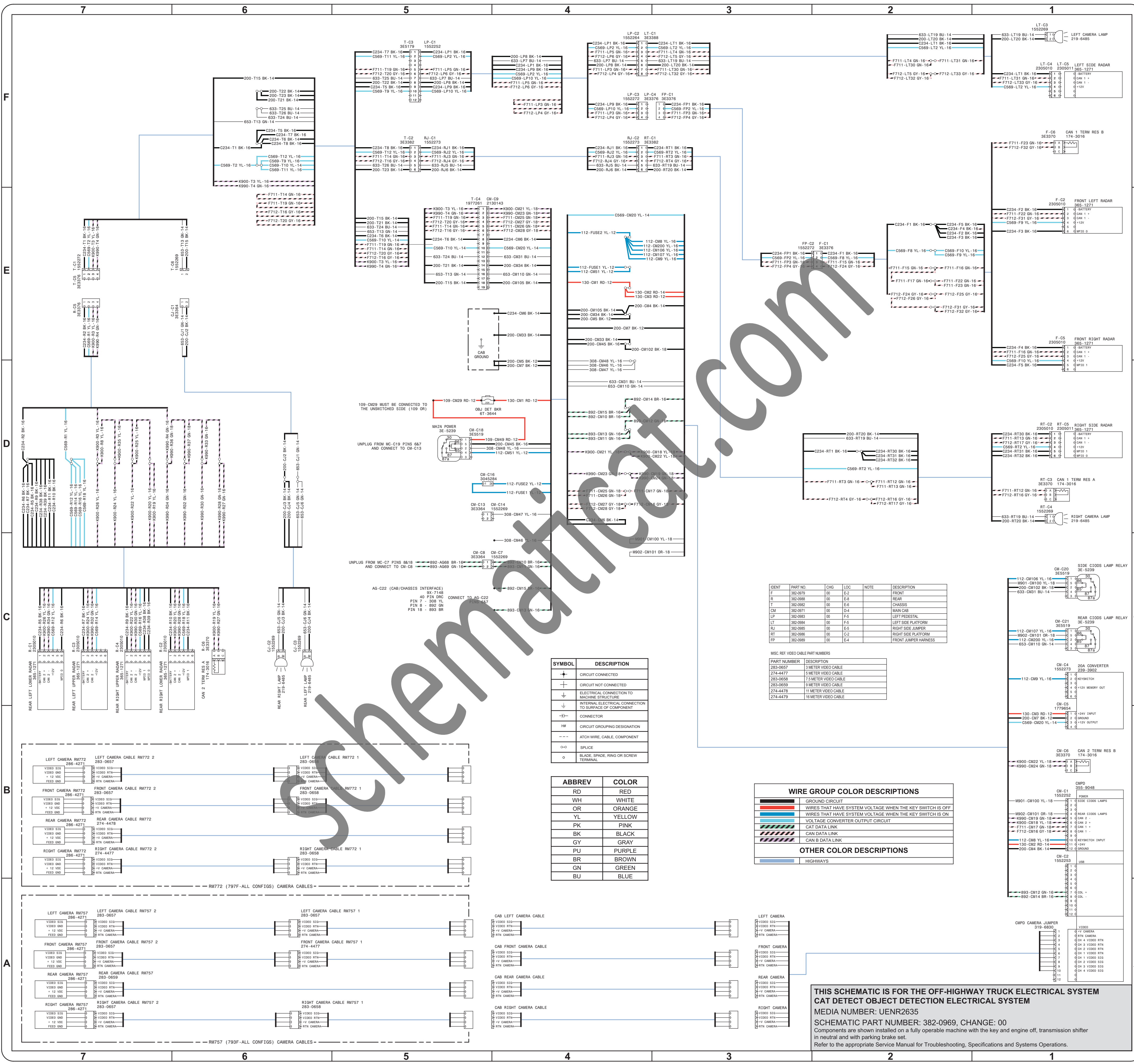
Schematic

Off-Highway Truck CAT® Detect Object Detection Electrical System

FDB1-UP	3SJ1-UP	JSM1-UP	5YW1-UP
9ZC1-UP	LAJ1-UP	SSP1-UP	APX1-UP
DMC1-UP	6HK1-UP	WSP1-UP	ATY1-UP
EMD1-UP	7EK1-UP	4AR1-UP	MSY1-UP
SND1-UP	DTK1-UP	RBT1-UP	4GZ1-UP
SPD1-UP	1HL1-UP	1HW1-UP	5AZ1-UP
SHH1-UP	ERM1-UP	2BW1-UP	



SchematicCat.com



SYMBOL	DESCRIPTION
+	CIRCUIT CONNECTED
-	CIRCUIT NOT CONNECTED
⊥	ELECTRICAL CONNECTION TO MACHINE STRUCTURE
⊥	INTERNAL ELECTRICAL CONNECTION TO SURFACE OF COMPONENT
— —	CONNECTOR
HF	CIRCUIT GROUPING DESIGNATION
---	ATCH WIRE, CABLE, COMPONENT
○	SPLICE
○	BLADE, SPADE, RING OR SCREW TERMINAL

ABBREV	COLOR
RD	RED
WH	WHITE
OR	ORANGE
YL	YELLOW
PK	PINK
BK	BLACK
GY	GRAY
PU	PURPLE
BR	BROWN
GN	GREEN
BU	BLUE

IDEN	PART NO.	CHG	LOC	NOTE	DESCRIPTION
F	382-0979	00	E2		FRONT
R	382-0988	00	E4		REAR
T	382-0982	00	E6		CHASSIS
CM	382-0971	00	D4		MAIN CAB
LP	382-0983	00	F6		LEFT PEDESTAL
LT	382-0984	00	F6		LEFT SIDE PLATFORM
RJ	382-0985	00	E6		RIGHT SIDE JUMPER
RT	382-0986	00	C6		RIGHT SIDE PLATFORM
FP	382-0989	00	E4		FRONT JUMPER HARNESS

MISC. REE VIDEO CABLE PART NUMBERS

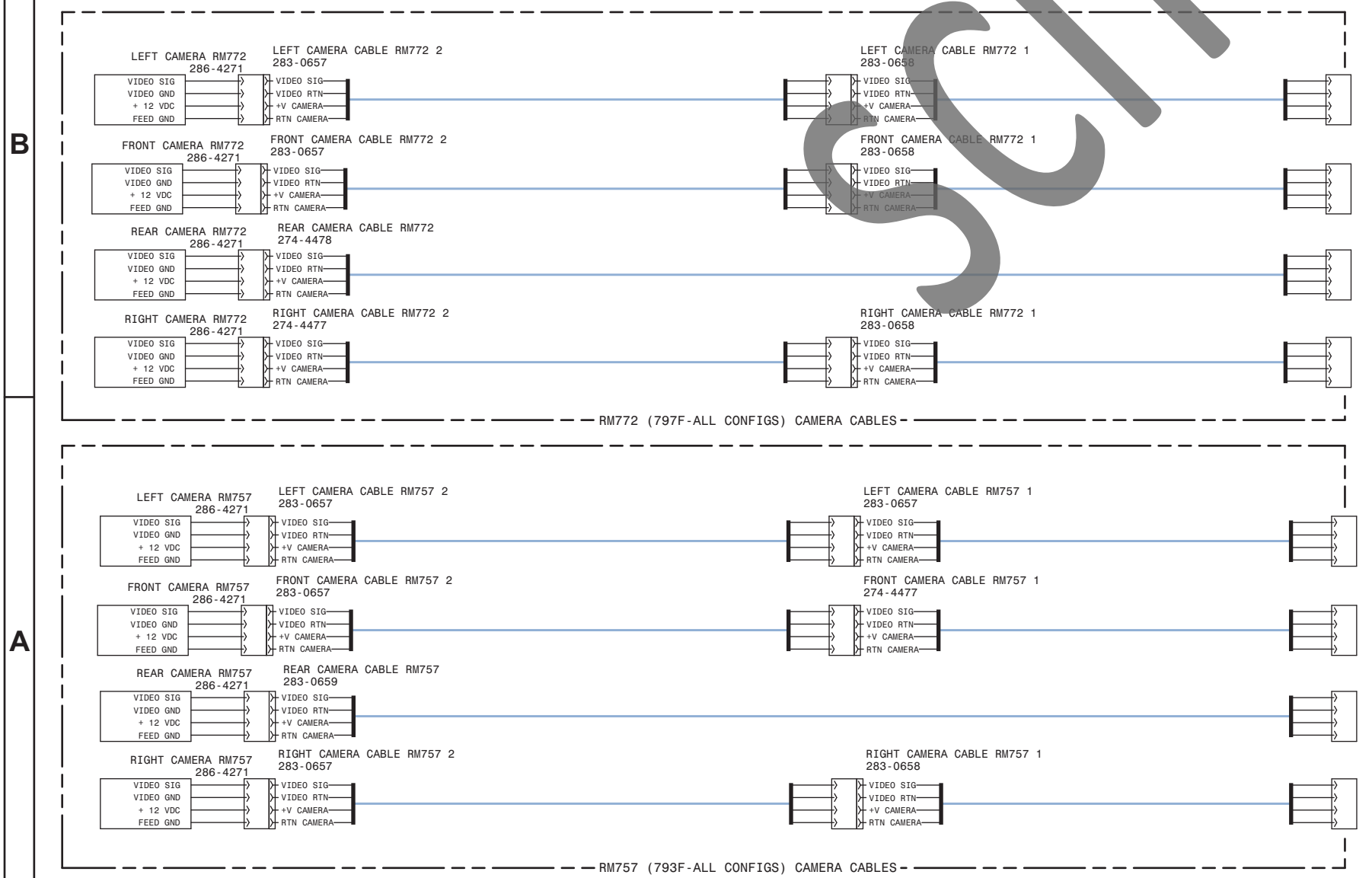
PART NUMBER	DESCRIPTION
283-0657	3 METER VIDEO CABLE
274-4477	5 METER VIDEO CABLE
283-0658	7.5 METER VIDEO CABLE
283-0659	9 METER VIDEO CABLE
274-4478	11 METER VIDEO CABLE
274-4479	15 METER VIDEO CABLE

WIRE GROUP COLOR DESCRIPTIONS

(Red line)	GROUND CIRCUIT
(Black line)	WIRES THAT HAVE SYSTEM VOLTAGE WHEN THE KEY SWITCH IS OFF
(Blue line)	WIRES THAT HAVE SYSTEM VOLTAGE WHEN THE KEY SWITCH IS ON
(Green line)	VOLTAGE CONVERTER OUTPUT CIRCUIT
(Yellow line)	CAT DATA LINK
(Purple line)	CAN DATA LINK
(Brown line)	CAN B DATA LINK

OTHER COLOR DESCRIPTIONS

(Blue line)	HIGHWAYS
-------------	----------



**THIS SCHEMATIC IS FOR THE OFF-HIGHWAY TRUCK ELECTRICAL SYSTEM
CAT DETECT OBJECT DETECTION ELECTRICAL SYSTEM**

MEDIA NUMBER: UENR2635
SCHEMATIC PART NUMBER: 382-0969, CHANGE: 00

Components are shown installed on a fully operable machine with the key and engine off, transmission shifter in neutral and with parking brake set.

Refer to the appropriate Service Manual for Troubleshooting, Specifications and Systems Operations.